


How to build a miniature raft

You will need:

- large, straight sticks



- string or twine



- large leaf
(or newspaper)




- glue



- wooden lolly sticks

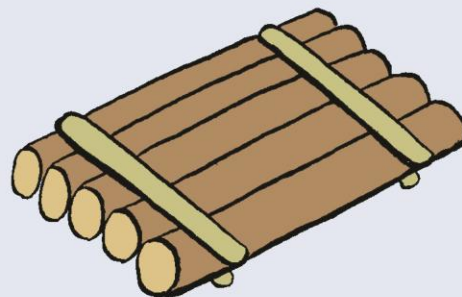


- 1 Break sticks to roughly the same length, and lay them side by side.

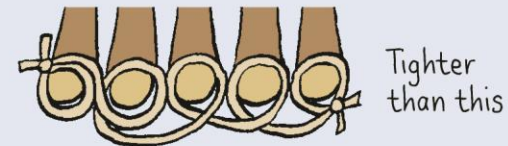


Watch out for knobbly bits - avoid too many gaps.

- 3 Glue wooden lolly sticks over the top of the string lines and leave to dry.



- 2 Tie string around the end of the first stick and tie a tight knot. Thread the string under and around the end of each stick in turn, and tie off on last stick.



Repeat on the other side.

- 4 Add a thinner stick for a mast - push between middle sticks and glue or drill a hole for it. Use a large leaf or square of newspaper for a sail.

Tie some string to your raft so you don't lose it!

