




Stick the Cut-out Gears sheet to some corrugated cardboard or foam artboard. Carefully cut out the gears required to make transmissions like those shown below, using pins to attach the gears to a piece of card or artboard.



Which way does the **follower** gear turn?  

---

Does the **follower** gear turn faster or slower than the **driver** gear?  

---

Draw arrows to show the direction in which the **follower** gears turn.

Is the 2nd gear faster, slower or the same?  

---

Is the 3rd gear faster, slower or the same?  

---




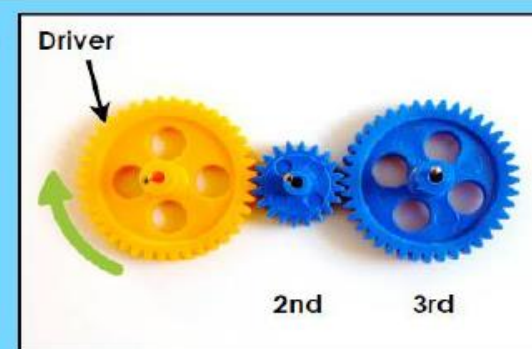
Draw arrows to show the direction in which the **follower** gears turn.

Is the 2nd gear faster, slower or the same?  

---

Is the 3rd gear faster, slower or the same?  

---



Will the follower gears turn?  

---

In which direction do the 2nd and 3rd gears turn?  

---

Is the 4th gear faster, slower or the same as the **driver** gear?  

---